

170/2016 - 8 September 2016

## European Heritage Days

# How satisfied are inhabitants of EU capital cities with cultural facilities?

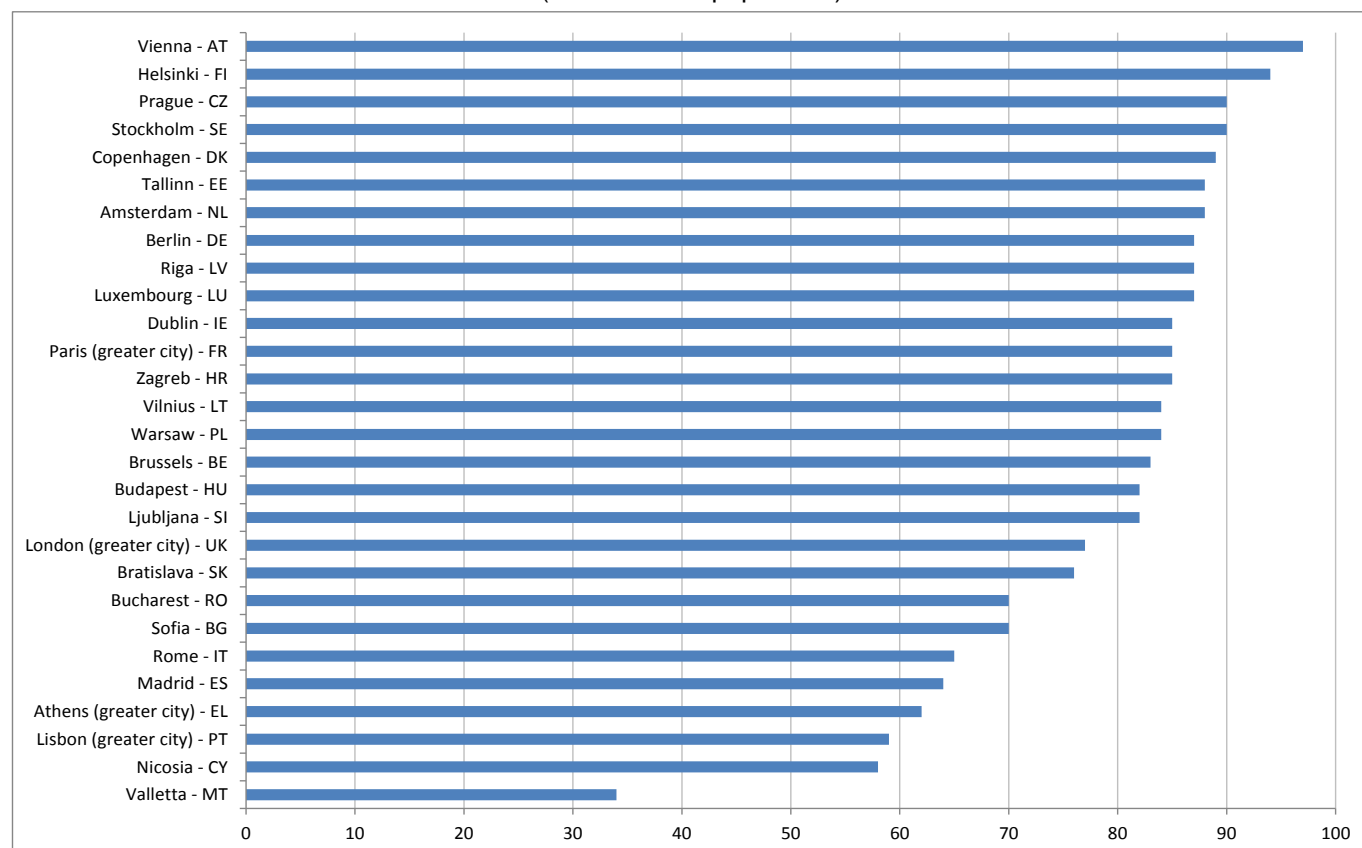
## Very or rather satisfied in all capitals but one

"Generally speaking, please tell me if you are very satisfied, rather satisfied, rather unsatisfied or not at all satisfied with cultural facilities such as concert halls, theatres, museums and libraries in your city?" inhabitants of 83 European cities were asked in 2015. Results show significant disparities between capital cities in the **European Union (EU)**, with levels of satisfaction ranging from 34% to 97%.

Nevertheless, in most capitals, inhabitants are generally satisfied with cultural facilities. **Vienna, Helsinki, Prague** and **Stockholm** were the EU capital cities with the highest proportions of their inhabitants very or rather satisfied with the cultural facilities in their city, in contrast notably to inhabitants of **Valletta**, the only EU capital city where fewer than half of respondents declared that they were satisfied with their cultural facilities.

This information, issued by **Eurostat, the statistical office of the European Union**, on the occasion of the European Heritage Days, is extracted from the new [flagship publication on cities](#). It is based on perception survey indicators produced by the European Commission.

**Satisfaction with cultural facilities in EU capital cities, 2015**  
(% of resident population)



The source dataset can be found [here](#).

## Inhabitants of Vienna most satisfied with cultural facilities, those of Valletta the least satisfied

Among EU capital cities in 2015, at least three-quarters of inhabitants were very or rather satisfied with their city's cultural facilities in 18 of the 28 EU capital cities, with the highest satisfaction levels being recorded in **Vienna** (97%), ahead of **Helsinki** (94%), **Prague** and **Stockholm** (both 90%), **Copenhagen** (89%), **Tallinn** and **Amsterdam** (both 88%), **Berlin**, **Riga** and **Luxembourg** (all 87%). At the opposite end of the scale, the lowest share of the resident population satisfied with cultural facilities was observed in **Valletta** (34%), followed at a distance by **Nicosia** (58%), **Lisbon** (59%), **Athens** (62%), **Madrid** (64%) and **Rome** (65%).

Overall, a majority of inhabitants were satisfied with the cultural facilities in 27 of the 28 EU capital cities.

## Satisfaction with cultural facilities increased the most in Athens and Sofia

Compared with 2012, satisfaction with cultural facilities followed contrasting evolutions from one EU capital city to another. The greatest positive trends between 2012 and 2015 were observed for **Athens** (from a 54% satisfaction rate in 2012 to 62% in 2015, or +8 percentage point – pp), **Sofia** (+7 pp), **Brussels** and **Zagreb** (both +5 pp). In contrast, satisfaction with cultural facilities dropped the most in **Nicosia** (-9 pp), followed by **Madrid** and **Ljubljana** (both -6 pp), **Amsterdam** and **London** (both -4 pp).

**Satisfaction with cultural facilities in EU capital cities**  
(% of resident population)

	2012	2015	Change 2015/2012 (in pp)
Brussels - BE	78%	83%	+5
Sofia - BG	63%	70%	+7
Prague - CZ	92%	90%	-2
Copenhagen - DK	91%	89%	-2
Berlin - DE	88%	87%	-1
Tallinn - EE	86%	88%	+2
Dublin - IE	86%	85%	-1
Athens (greater city) - EL	54%	62%	+8
Madrid - ES	70%	64%	-6
Paris (greater city) - FR	86%	85%	-1
Zagreb - HR	80%	85%	+5
Rome - IT	65%	65%	0
Nicosia - CY	67%	58%	-9
Riga - LV	84%	87%	+3
Vilnius - LT	83%	84%	+1
Luxembourg - LU	85%	87%	+2
Budapest - HU	82%	82%	0
Valletta - MT	37%	34%	-3
Amsterdam - NL	92%	88%	-4
Vienna - AT	96%	97%	+1
Warsaw - PL	82%	84%	+2
Lisbon (greater city) - PT	61%	59%	-2
Bucharest - RO	71%	70%	-1
Ljubljana - SI	88%	82%	-6
Bratislava - SK	73%	76%	+3
Helsinki - FI	95%	94%	-1
Stockholm - SE	91%	90%	-1
London (greater city) - UK	81%	77%	-4
Reykjavík - IS	82%	88%	+6
Oslo - NO	92%	92%	0
Ankara - TR	62%	57%	-5

The source dataset can be found [here](#).

## Leipzig, Graz and Malmö with highest level of cultural satisfaction among other EU cities surveyed

Among the sample of other **EU** cities selected to participate to this survey in 2015, the highest satisfaction levels were recorded in **Leipzig**, **Graz** and **Malmö** (all 93%), followed by **Munich** and **Krakow** (both 92%) as well as **Aalborg**, **Groningen** and **Cardiff** (all 91%). In those cities, more than 9 out of 10 of their inhabitants reported being very or rather satisfied with the cultural facilities. It should be noted that, across Member States where at least 2 cities were surveyed, the capital is generally not the city with the highest satisfaction level with cultural facilities.

### Satisfaction with cultural facilities in a selection of European cities in 2015

(% of resident population)

Vienna - AT	97	Bialystok - PL	84
Zürich - CH	95	Kosice - SK	84
Helsinki - FI	94	Brussels - BE	83
Leipzig - DE	93	Lille - FR	83
Graz - AT	93	Budapest - HU	82
Malmö - SE	93	Ljubljana - SI	82
Munich - DE	92	Bordeaux - FR	81
Krakow - PL	92	Tyneside conurbation - UK	81
Oslo - NO	92	Bologna - IT	80
Aalborg - DK	91	Verona - IT	78
Groningen - NL	91	Turin - IT	77
Cardiff - UK	91	London (greater city) - UK	77
Prague - CZ	90	Liege - BE	76
Stockholm - SE	90	Barcelona - ES	76
Copenhagen - DK	89	Miskolc - HU	76
Hamburg - DE	89	Bratislava - SK	76
Tallinn - EE	88	Malaga - ES	75
Amsterdam - NL	88	Marseille - FR	74
Oulu - FI	88	Oviedo - ES	73
Glasgow - UK	88	Greater Manchester - UK	71
Reykjavík - IS	88	Sofia - BG	70
Antwerp - BE	87	Bucharest - RO	70
Berlin - DE	87	Braga - PT	69
Strasbourg - FR	87	Burgas - BG	67
Riga - LV	87	Piatra Neamt - RO	66
Luxembourg - LU	87	Rome - IT	65
Rotterdam - NL	87	Madrid - ES	64
Cluj-Napoca - RO	87	Rostock - DE	63
Geneva - CH	87	Athens (greater city) - EL	62
Dortmund - DE	86	Naples - IT	62
Rennes - FR	86	Antalya - TR	60
Gdansk - PL	86	Lisbon (greater city) - PT	59
Belfast - UK	86	Nicosia - CY	58
Dublin - IE	85	Palermo - IT	57
Paris (greater city) - FR	85	Ankara - TR	57
Zagreb - HR	85	Istanbul - TR	57
Ostrava - CZ	84	Diyarbakir - TR	55
Essen - DE	84	Iraklion - EL	53
Vilnius - LT	84	Valletta - MT	34
Warsaw - PL	84		

Cities shown in italic are not located in an EU Member State.  
The source dataset can be found [here](#).

## Geographical information

The **capital cities** of the EU Member States are: Brussels (Belgium - BE), Sofia (Bulgaria - BG), Prague (Czech Republic - CZ), Copenhagen (Denmark - DK), Berlin (Germany - DE), Tallinn (Estonia - EE), Dublin (Ireland - IE), Athens (Greece - EL), Madrid (Spain - ES), Paris (France - FR), Zagreb (Croatia - HR), Rome (Italy - IT), Nicosia (Cyprus - CY), Riga (Latvia - LV), Vilnius (Lithuania - LT), Luxembourg (Luxembourg - LU), Budapest (Hungary - HU), Valletta (Malta - MT), Amsterdam (Netherlands - NL), Vienna (Austria - AT), Warsaw (Poland - PL), Lisbon (Portugal - PT), Bucharest (Romania - RO), Ljubljana (Slovenia - SI), Bratislava (Slovakia - SK), Helsinki (Finland - FI), Stockholm (Sweden - SE) and London (United Kingdom - UK).

The survey was also conducted in non-EU cities in Iceland (IS), Norway (NO), Switzerland (CH) and Turkey (TR).

## Methods and definitions

The source of the data is the latest Eurobarometer survey on the "Perception of Quality of Life in European Cities" conducted by the European Commission at the request of the Directorate-General for Regional and Urban Policy to get a snapshot of people's opinion on a range of urban issues, such as employment, environment, housing, transport, culture, city services and immigration.

The survey was conducted in a total of 83 European cities.

Satisfaction levels presented in this News Release represent the sum of the categories "very satisfied" and "rather satisfied".

## Timetable

A [news release on cultural employment](#) was published by Eurostat on 6 July 2016.

A [news release on satisfaction with life in EU capital cities](#) was published by Eurostat on 7 September 2016.

## For more information

Eurostat [website section](#) dedicated to city statistics.

Eurostat [database](#) on urban audit, including perception survey results.

European Commission [website section](#) dedicated to the perception survey on quality of life in European cities.

Eurostat [flagship publication](#) on Urban Europe – statistics on cities, towns and suburbs.


Eurostat [website section](#) dedicated to culture statistics.

Eurostat [pocketbook](#) on culture statistics.

[Website](#) of the European Heritage Days.

Issued by: **Eurostat Press Office**

**Vincent BOURGEAIS**  
Tel: +352-4301-33 444  
[eurostat-pressoffice@ec.europa.eu](mailto:eurostat-pressoffice@ec.europa.eu)


 [ec.europa.eu/eurostat/](http://ec.europa.eu/eurostat/)

 [@EU\\_Eurostat](https://twitter.com/EU_Eurostat)

For further information:

**Kristina DOURMASHKIN**  
Tel: +352-4301- 36 040  
[kristina.dourmashkin@ec.europa.eu](mailto:kristina.dourmashkin@ec.europa.eu)

**Iuliana LUPU**  
Tel: +352-4301- 38 370  
[iuliana.lupu@ec.europa.eu](mailto:iuliana.lupu@ec.europa.eu)

 **Media requests:** Eurostat media support / Tel: +352-4301-33 408 / [eurostat-mediasupport@ec.europa.eu](mailto:eurostat-mediasupport@ec.europa.eu)